

CREW SIGN ON PROCESS WITH MEMBER POINT APP

STEP 1

Download the Member Point app from iTunes or the Google Play store



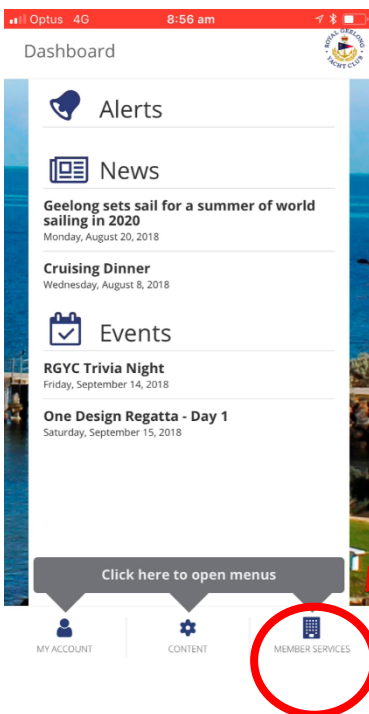

STEP 2

Select "Royal Geelong YC" from the drop-down list of clubs, and log in using your Username and Password.

Your **Username** is your Member number on your RGYC swipecard.

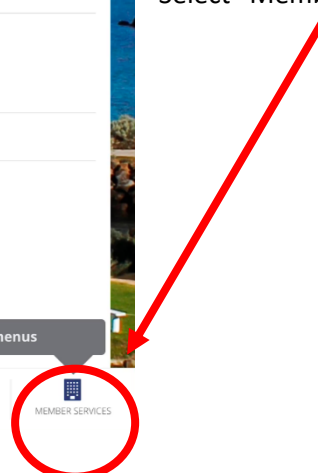
Your **Password** is your date of birth as DDMM only.

When information entered, tap Login.



STEP 3

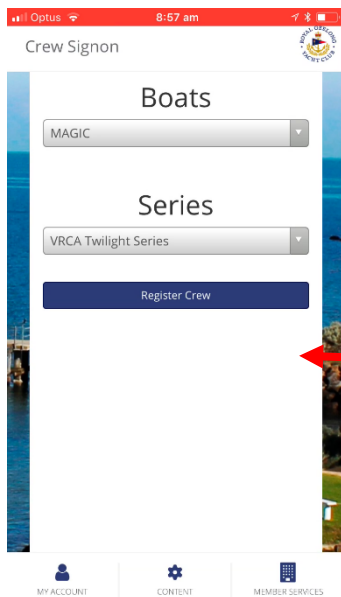
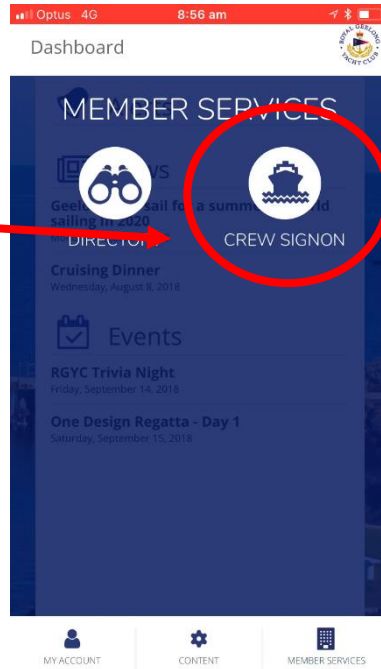
Select "Member Services" in the bottom right corner



CREW SIGN ON PROCESS WITH MEMBER POINT APP

STEP 4

Select "Crew Sign On"

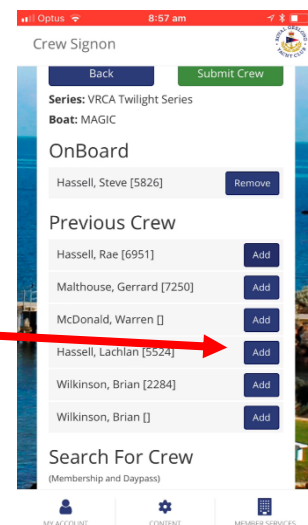


STEP 5

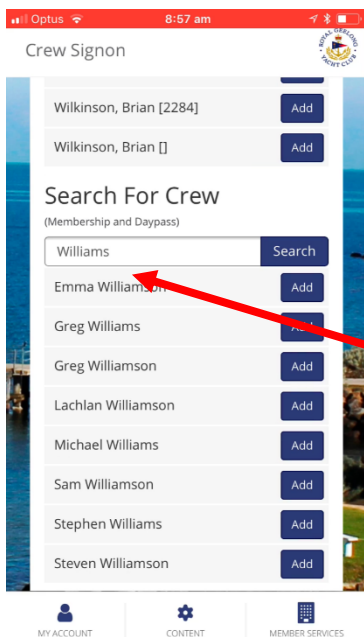
Select the boat you wish to submit a crew declaration for, and the series in which you are submitting the crew declaration for, from the drop down menus, then click Register Crew

STEP 6

Add the crew members from the list of previous crew that appears.



CREW SIGN ON PROCESS WITH MEMBER POINT APP

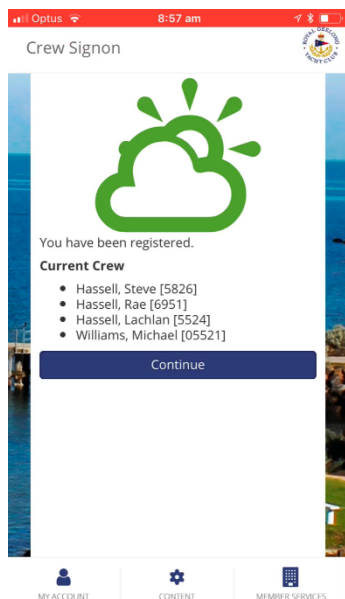
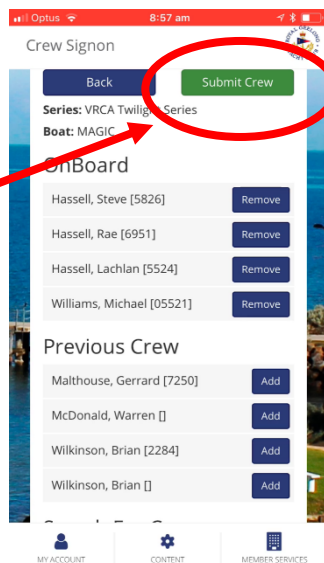


STEP 7

If you have a new crew member, you can use the search feature to find existing RGYC Members or Day Pass holders and add them to your crew. Make sure you search on their **SURNAME** only.

STEP 8

Click "Submit Crew" to finalise your crew declaration



DONE!