



Royal Geelong Yacht Club Inc.



The Belmont
Homestead Estate
Warralily Gardens

Alpha Course (Keelboat & Multihull) Sailing Instructions TLC AGED CARE TWILIGHT SERIES

4th October 2023 to

3rd April 2024

**Royal Geelong Yacht Club Inc.
25 Eastern Beach Rd, Geelong, Victoria, 3220**

Phone: 03 5229 3705

Email: info@rgyc.com.au

Twilight Series Sailing Instructions Season 2023/2024

[DP] – A rule for which the penalty is at the discretion of the jury or protest committee.

1. Rules

- 1.1** Races will be governed by the rules as defined in The Racing Rules of Sailing (RRS) and the Australian Sailing (AS) Special Regulations Part 1.
- 1.2** Rule 42.3 (I) is changed to permit the use of any form of propulsion to avoid a collision.
Refer to Appendix A for more information
- 1.3** Every Crew Member of a boat not equipped with lifelines shall wear a lifejacket.
- 1.4 First Race of the Season**
 - 1.4.1** Boats intending to compete shall report to the race officials on the Race Committee Vessel (RCV) with all crew wearing an approved lifejacket before the warning signal for her first race of the season.
 - 1.4.2** Subject to SI 1.4.1, crew may remove their lifejacket when acknowledged by race officials unless Flag Y is displayed from the RCV.
 - 1.4.3** Boats failing to comply may be scored DNS without a hearing. This changes RRS 63.1, A4 and A5.
- 1.5** Powered winches are permitted. This changes RRS 52.
- 1.6** Canting keels are permitted.
- 1.7 Sails**
 - 1.7.1** Only a mainsail and one headsail as defined by RRS 55.4 shall be used. Headsails shall not be set flying. Headsails shall be fully hanked or attached by means of a luff groove device to the permanent forestay.
 - 1.7.2** No sail shall be set forward of a point of attachment of the permanent forestay.
 - 1.7.3** When headsails are being changed, a replacing sail may be fully set and trimmed before the replaced sail is lowered.
 - 1.7.4** Sails such as symmetric spinnakers, asymmetric spinnakers, code zeros, screechers and specialist sails of similar ilk are not permitted.
- 1.8** One whisker pole shall be used at a time. When in use, it shall be attached to the foremost mast.
- 1.9** When the Race Committee displays Flag V with one sound, all boats and official & support vessels will, if possible, monitor the race committee communications channel for search and rescue instructions.

Twilight Series Sailing Instructions Season 2023/2024

2 Changes to Sailing Instructions (SIs)

- 2.1 Any change to the Sailing Instructions made ashore will be posted before 09:00 hours on the day it will take effect, except that any change to the schedule of races will be posted with three (3) days clear notice. This notice will be displayed on the Official Notice Board (ONB) at <https://rgyc.com.au>.
- 2.2 Any change to the Sailing Instructions made on-water may be made prior to the warning signal and advised to competitors from the RCV by displaying the 3rd Substitute with three sounds. Instructions outlining the change will be issued by VHF radio.

3 Communications to Competitors

- 3.1 Start times for each boat shall be posted online and available from the box beside the notice board in the Club's Members Bar prior to the start of the race
- 3.2 Notices to competitors will be posted on the ONB.
- 3.3 All radio communications will be conducted on VHF Channel 71.
- 3.4 Prior to and during racing, boats are required to keep a listening watch on the designated radio frequency (as per SI 3.3) and VHF Channel 16.
- 3.5 The Race Committee may broadcast the course to be sailed, names/sail numbers of OCS boats, and/or other information. Any failure of, or defect in, such a broadcast will not be grounds for redress. This changes RRS 60.1(b) and 62.
- 3.6 [DP] While racing, except in an emergency, a boat shall not make voice or data transmissions and not receive voice or data communication that is not available to all boats.

4 Signals Made Ashore

- 4.1 Signals made ashore will be displayed from the Club's flagpole located in the North-West corner of the Club's property.

5 Schedule of Races

- 5.1 Race dates and time of first warning signals are scheduled as per the RGYC Season 2023-2024 Racing Calendar and is available at <https://rgyc.com.au>.

6 Class Flags and Course Number Flags

- 6.1 No division flags will be displayed. Both divisions will sail the course relevant to their divisional split as signified by the corresponding numeral pennant (NP) displayed on the RCV.

Twilight Series Sailing Instructions Season 2023/2024

7 Racing Areas

- 7.1 The racing area will be on Corio Bay.
- 7.2 A total exclusion zone exists to the west of Corio Channel Beacons numbers 7, 9, 10 and 11 and encompassing the Refinery Pier and northern end of Lascelles wharf. Please note that significant fines may be imposed for entry to this area, accidental or not. The area is under constant video surveillance and competitors must make themselves aware of the exact zone limits.

8 Courses

- 8.1 The course will not be changed after the starting signal. This changes RRS 33.
- 8.2 The course will be selected from Appendix B.
- 8.3 When Flag R is displayed with the course flag, the course shall be sailed in reverse, leaving the marks on the opposite side to that described in Appendix B.

9 Marks

- 9.1 With the exception of marks forming the Starting and Finishing lines, all course marks are designated "Rounding Marks" in accordance with RRS Definition "Sail the Course".
- 9.2 Marks are to be rounded in the sequence shown in SI Appendix B.
- 9.3 The starting and finishing mark when laid is an Orange Cone.
- 9.4 All course marks will be the Club's "CB" marks whose approximate latitude and longitude are listed in Appendix C.

10 The Start

- 10.1 The starting line is between a staff displaying an orange flag on the RCV at the starboard end and the course side of the port-end starting mark.
- 10.2 A boat that came to the start area but did not start within 10 minutes after her starting signal will be scored DNS without a hearing. This changes RRS 63.1, A4 and A5.

11 The Handicap Start Procedure

- 11.1 The course flag shall be displayed with the display of the 'On Station' flag.
- 11.2 The start offset times are the delay (in minutes) following the first start, An online version of this list may be found [HERE](#).
- 11.3 A boat's preparatory signal is deemed made four minutes before the boat's starting time.

Twilight Series Sailing Instructions Season 2023/2024

- 11.4** Preparatory signal Flag P will not be displayed.
- 11.5** One minute before the start time of the first boat(s) a board with number zero "0" will be displayed with one sound.
- 11.6** The start signal will be the replacing of the number zero board with a number one "1" board with one sound. This indicates the start of the first boat(s).
- 11.7** Subsequent starts will be when the number board is replaced each minute by one containing the next higher number in the sequence plus one sound.
- 11.8** Boats may start any time after their starting number board has been displayed and removed.

This process changes RRS 26

12 Individual Recalls

- 12.1** When at a boat's starting signal, any part of her hull is identified by the race committee as being on the course side of the starting line, and she subsequently fails to return to the pre-start side of the starting line before starting correctly, no signal will be made and she shall be scored points for equal last place in that race without a hearing. This changes RRS 29, 63.1 and A5.

13 The Finish

- 13.1** The finishing line is between a staff displaying a blue flag on the RCV and the course side of the finishing mark.
- 13.2** [DP] After finishing boats shall clear the finish line and not interfere with other boats still racing.

14 Time Limits

- 14.1** The time limit is 20:00 hrs.
- 14.2** Boats still racing after the time limit expires will be scored DNF without a hearing. This changes RRS 35, A5.1 & A5.2

15 Protests and Requests for Redress

- 15.1** Hearing Request forms are available from the box beside the notice board located in the Club Member's Bar.
- 15.2** Protests and requests for redress or reopening shall be delivered to the Race Officer, Flag Officers or the Sailing Manager within the protest time limit.
- 15.3** The protest time limit is 60 minutes after the last boat in her division has finished the last race of the day or the Race Committee signals no more racing today, whichever is later.

Twilight Series Sailing Instructions Season 2023/2024

15.4 Notices will be posted as soon as practicable to inform competitors of the date, time and place of hearings in which they are parties or named as witnesses.

16 Scoring

16.1 Boats that join the series after one or more completed races will be scored DNC for each earlier race.

16.2 Discards

Spring, Summer and Aggregate Twilight Series

Races Required to be Completed	Discards
1 - 5	0
6 – 10	1
11 – 15	2
16 - 19	3
20 or more	4

17 Resailed Events

17.1 Races not completed on the scheduled day shall not be rescheduled.

18 Replacement of Crew or Equipment

18.1 The OA shall be notified in writing via email to sailing@rgyc.com.au of any changes by 12:00 hours of the business day before the race. These changes include but not limited to;

- Change of Helmsperson, particularly of someone outside of regular crew
- New sails
- Changes to rig, ballast, LOA, rudder, keel etc.

19 Radio Sign On & Off

19.1 Sign On

19.1.1 Boats departing the Marina shall notify “RG Base” on VHF Channel 71 of the name of the boat, the sail number and the number of people on board. In the absence of “RG Base” the RCV shall act as RG Base.

19.1.2 No Sign On communication should be made once the race start sequence has begun.

19.2 Sign Off

Twilight Series Sailing Instructions Season 2023/2024

- 19.2.1 Upon return to the Marina boats shall notify RG Base on VHF Channel 71, the name of the boat, sail number and the number of people on board. If there is no response, boats shall notify the RCV.
- 19.2.2 Boats failing to sign-on or sign-off may be scored their finish score plus five (5) points, but not worse than the score for DSQ, by the Race Committee without a hearing. The scores of other boats shall not be changed. This changes RRS 63.1, A4 and A5.
- 19.2.3 A boat that retires from a race shall notify RG Base or the RCV as soon as possible.
- 19.2.4 If RG Base or the RCV cannot be contacted as per SI 19.2.3, boats shall call the Principal Race Officer Frank McMahon on 0410 006 390.

20 Crew Declarations

- 20.1 No later than the boats preparatory signal, the owner or delegate shall submit a Crew Declaration.
- 20.2 This crew declaration shall be lodged electronically through the MemberPoint App. Information regarding the use of MemberPoint can be found on the RGYC website at <https://rgyc.com.au>.
- 20.3 Crew without RGYC membership, shall obtain a SailPass through the MemberPoint App prior to being available for selection as crew. Please note that the number of SailPasses that an individual can obtain at RGYC is currently limited to 12 (lifetime total).
- 20.4 Boats failing to comply may be scored DSQ by the Race Committee without a hearing. This changes RRS 63.1, A4 and A5.

21 Handicapping

- 21.1 The handicapping system will be a variant of AS system. Details can be provided on application.
- 21.2 Allocated Handicap values will not be grounds for redress. This changes RRS 60.1(b) and 62.

22 Equipment and Measurement Checks

- 22.1 A boat or equipment may be inspected at any time for compliance with the class rules, notice of race and sailing instructions.
- 22.2 [DP] When instructed by a race official on the water, a boat shall proceed to a designated area for inspection.

Twilight Series Sailing Instructions Season 2023/2024

Official Boats

22.3 Official boats may display the RGYC Burgee.

23 Risk Statement

23.1 RRS 3 states: 'The responsibility for a boat's decision to participate in a race or to continue to race is hers alone.' By participating in this event each competitor agrees and acknowledges that sailing is a potentially dangerous activity with inherent risks. These risks include strong winds and rough seas, sudden changes in weather, failure of equipment, boat handling errors, poor seamanship by other boats, loss of balance on an unstable platform and fatigue resulting in increased risk of injury. **Inherent in the sport of sailing is the risk of permanent, catastrophic injury or death by drowning, trauma, hypothermia or other causes.**

24 Insurance

24.1 Each participating boat shall be insured for racing and with valid third-party liability insurance with a minimum cover of AUD \$10,000,000 per incident.

APPENDIX A: Commercial Shipping

1 Victoria Marine Safety Regulations and in particular Rule Part 6, 112 (2)

Nothing in these Rules shall exonerate any vessel, or the owner, master or crew thereof, from the consequences of any neglect to comply with these Rules or of the neglect of any precaution which may be required by the ordinary practice of seamen, or by the special circumstances of the case.

In complying with these Rules due regard shall be had to all dangers of navigation and collision and to any special circumstances, including the limitations of the vessels involved, which may make a departure from these Rules necessary to avoid immediate danger.

If a boat is about to be involved in a collision, having stood or not given way in accordance with the Rule; every party involved is responsible in taking avoiding action to prevent a collision.

2 Local Rules

These Local Rules require sail craft to keep clear of commercial shipping. Pass at least 500m ahead of the ship's bow. Any boat not compliant shall be disqualified without a hearing. This changes RRS A4, A5 and 63.1.

3 Bow Flare

When closing on any vessel, to prevent being overrun, ensure you can sight the vessel's bridge. Beware of overhanging bows and other parts of ship that might obstruct this line of sight.

4 Boats in Danger

Within the waters of Port Philip and Corio Bay, Commercial Shipping has right-of-way whether that Vessel is in a channel or otherwise. Any boat-operator in the anticipated path of a commercial vessel, may use every alternative means of propulsion to avoid collision provided that:

- Propulsion is used to drive the boat the minimum distance necessary to avoid collision.
- The course taken is no closer than 90 degrees to the direction of the next mark
- The boat completes a two-turn penalty immediately on resumption of racing.
- Nothing in the Notice of Race or Sailing Instructions relieves a boat of her responsibility under civil law to comply with the International Regulations for Preventing Collisions at Sea or local regulations.
- Between sunset and sunrise, competitors are reminded that part of the definition of "room" includes taking into account the existing conditions (including visibility).

Competitors are reminded of their responsibility under rule 9(b) of the IRPCS, (b) "A vessel of less than 20 metres in length or a sailing vessel shall not impede the passage of a vessel which can safely navigate only within a narrow channel or fairway."

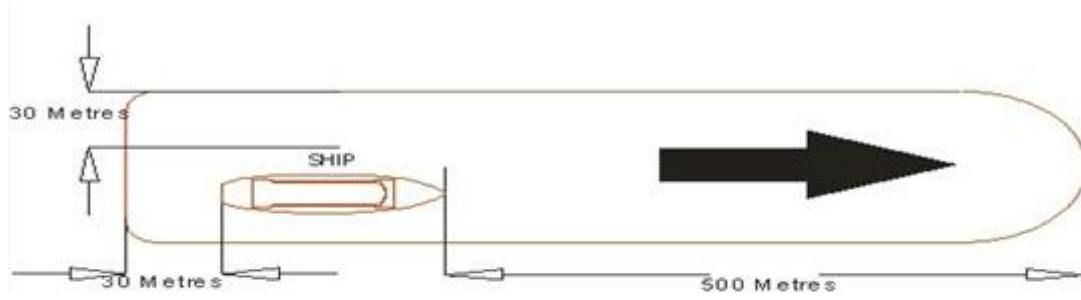
5 Shipping Sound Signal Meanings:

One short blast – *I am altering course to starboard (right).*

Two short blasts – *I am altering course to port (left).*

Three short blasts – *I am operating engines astern.*

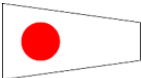
Five (or more) short blasts – *I'm unsure of your intentions and doubt whether you are taking enough avoiding action to avoid collision.*




KEEP CLEAR OF
BIG
SHIPS

Appendix B: Courses

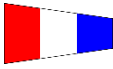
Course 1:

Designated by Numeral Pennant 1 	
Div 1	Div 2
<ul style="list-style-type: none"> • Start • CB 3 to Starboard • CB 2 to Port • CB 5 to Port • CB 2 to Port • CB 5 to Port • Finish <p>Course length 9.3 nm</p>	<ul style="list-style-type: none"> • Start • CB 3 to Starboard • CB 2 to Port • CB 5 to Port • Finish <p>Course length 5.8 nm</p>


Course 2:

Designated by Numeral Pennant 2 	
Div 1	Div 2
<ul style="list-style-type: none"> • Start • CB 3 to Starboard • CB 2 to Port • CB 1 to Port • CB 5 to Port • Finish <p>Course length 7.3 nm</p>	<ul style="list-style-type: none"> • Start • CB 3 to Starboard • CB 2 to Port • CB 6 to Port • CB 5 to Port • Finish <p>Course length 6.1 nm</p>


Course 3:

Designated by Numeral Pennant 3 	
Div 1	Div 2
<ul style="list-style-type: none"> • Start • CB 6 to Port • CB 1 to Port • Finish <p>Course length 6.6 nm</p>	<ul style="list-style-type: none"> • Start • CB 6 to Port • Finish <p>Course length 4.7 nm</p>


Course 4:

Designated by Numeral Pennant 4 	
Div 1	Div 2
<ul style="list-style-type: none"> • Start • CB 5 to Starboard • CB 6 to Starboard • CB 2 to Starboard • Finish <p>Course length 6.1 nm</p>	<ul style="list-style-type: none"> • Start • CB 6 to Starboard • CB 2 to Starboard • Finish <p>Course length 5.3 nm</p>


Course 5:

Designated by Numeral Pennant 5 	
Div 1	Div 2
<ul style="list-style-type: none"> • Start • CB 3 to Starboard • CB 2 to Port • CB 6 to Port • CB 5 to Port • Finish <p>Course length 6.1 nm</p>	<ul style="list-style-type: none"> • Start • CB 6 to Port • CB 5 to Port • Finish <p>Course length 5.5 nm</p>


Course 6:

Designated by Numeral Pennant 6 	
Div 1	Div 2
<ul style="list-style-type: none"> • Start • CB 4 to Starboard • CB 2 to Port • CB 6 to Port • CB 5 to Port • CB 4 to Port • Finish <p>Course length 6.5 nm</p>	<ul style="list-style-type: none"> • Start • CB 4 to Starboard • CB 6 to Port • CB 5 to Port • CB 4 to Port • Finish <p>Course length 5.6 nm</p>

Course 7:

Designated by Numeral Pennant 7		
Div 1	Div 2	
<ul style="list-style-type: none"> • Start • CB 6 to Port • CB 5 to Port • Finish <p>Course length 5.5 nm</p>	<ul style="list-style-type: none"> • Start • CB 6 to Port • Finish <p>Course length 4.7nm</p>	

Course 8:

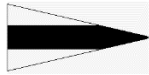




Designated by Numeral Pennant 8		
Div 1	Div 2	
<ul style="list-style-type: none"> • Start • CB 6 to Port • CB 1 to Port • CB 5 to Port • CB 3 to Starboard • Finish <p>Course length 7.5 nm</p>	<ul style="list-style-type: none"> • Start • CB 2 Port • CB 6 to Port • CB 3 to Starboard • Finish <p>Course length 5.5 nm</p>	

Appendix C: Mark Coordinates

The listed coordinates of the Club Course Marks are Approximate

Mark	Latitude	Longitude
CB 1	S 38.05.552	E 144.24.206
CB 2	S 38.07.614	E 144.24.184
CB 3	S 38.07.601	E 144.23.549
CB 4	S 38.07.747	E 144.22.157
CB 5	S 38.06.205	E 144.22.932
CB 6	S 38.06.519	E 144.24.015

Appendix D: Signal Flags Used in SI's

Flag Name	Design	Use
3 rd Sub		Change to SI on water
L		Notice to Competitors ashore
R		Course to be sailed in reverse direction
V		Search & Rescue request
Y		Lifejackets to be worn by skipper & all crew
Orange		Starting line flag
Blue		Finishing line flag

Refer to RRS for a complete outline of all race flags

Revision Record

<i>Version</i>	<i>Revision Date</i>	<i>Clause Affected/Notes</i>
VFINAL	07/09/2023	Final version for release and publication
VREVISED	13/09/2023	Course 7 updated
VREVISED	03/10/2023	Appendix T deleted.
VREVISED	18/10/2023	11.4 removed code flag P. 11.5 removed code flag P. 19.2.4 updated contact information.